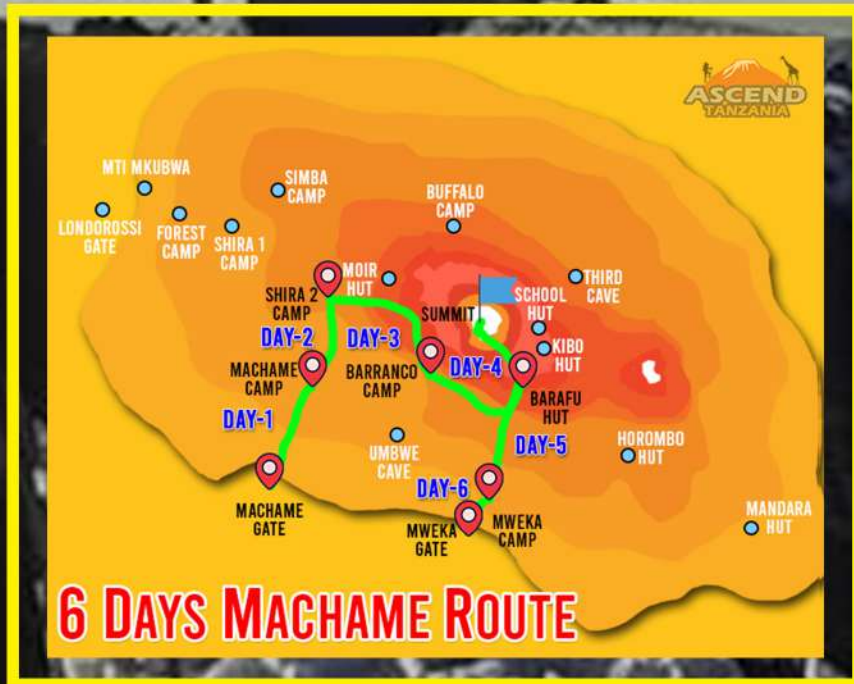


6 DAYS MACHAME ROUTE



Our 6 days Machame route is perfect those who want a thrilling as well as adventurous experience amid their journey.



85% Success Rate

MACHAME ROUTE

- 📅 DURATION: 6-7 DAYS
- 📍 ASCENT DISTANCE: 40.16 KM
- 📍 DESCENT DISTANCE: 20.6 KM (MWEKA ROUTE)
- 🏔️ TREK DIFFICULTY: STRENUOUS
- 📏 TOTAL DISTANCE: 60.76 KM
- 👥 HIGHLIGHT: VERY CROWDED, MOST POPULAR,

6 DAYS MACHAME ROUTE

- 🏔️ SUMMIT SUCCESS CHANCE - AVERAGE
- 🏔️ ALTITUDE PROFILE - EXCELLENT
- 🏔️ DIFFICULTY - DIFFICULT
- 🌄 SCENERY - EXCELLENT
- 🦌 WILDERNESS - POPULAR
- 🎥 360° VIEWS - SOUTHERN SLOPES
- ♿️ ACCESSIBILITY - VERY GOOD
- 💰 AFFORDABILITY - BUDGET

No Of People Climbing Per Year: 20,339



Day 1

Difficulty Level - Low

Environment - Rain Forest

Temperature - Normal

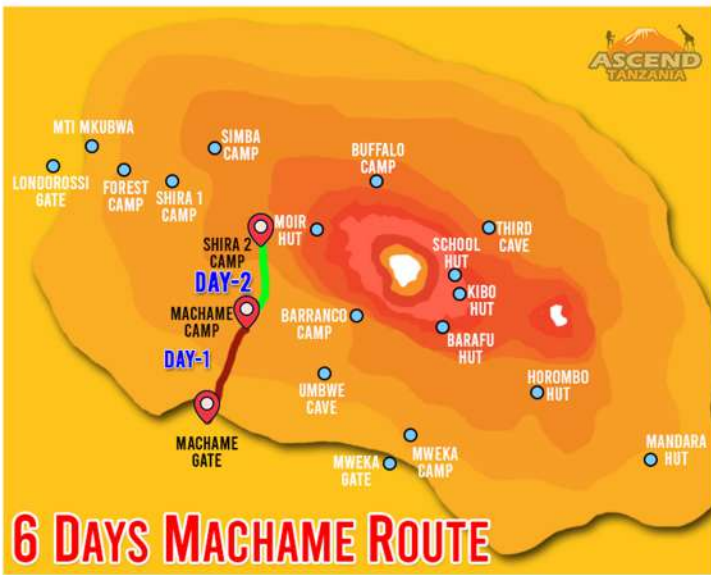
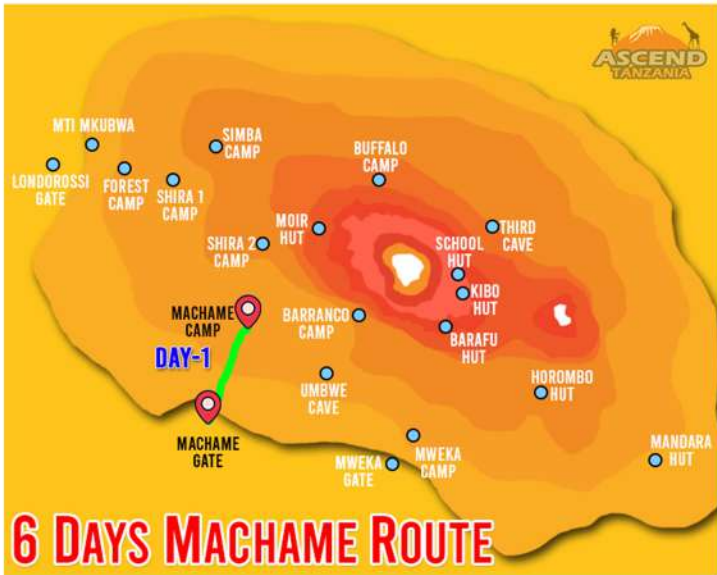
Difficulty Level - Medium

Environment - Moorland

Temperature - Moderate

MACHAME GATE (1,800M/5,905FT) TO MACHAME CAMP (3,000M/9,840FT)
ELEVATION GAIN: 1,200 METERS, 3,935 FEET

MACHAME CAMP (3,000M/9,840FT) TO SHIRA CAMP (3,840M/12,600FT)
ELEVATION GAIN: 840 METERS, 2,760 FEET



At 8:30am, leave Moshi for Machame Gate, where you will meet the Ascend Tanzania porters, guides, and cooks that will spend the next seven days trekking with you to Uhuru Peak, the roof of Africa. The drive through coffee farms and villages to Machame Gate takes about 1.5 hours.

Although considered to be the easiest day on the Machame Route, today's trek includes several uphill sections. Carry plenty of drinking water, as the exposed hike can be hot on a clear day.



Day 3

Day 4



Difficulty Level -
High



Environment -
Semi Desert



Temperature -
Cold



Difficulty Level -
High





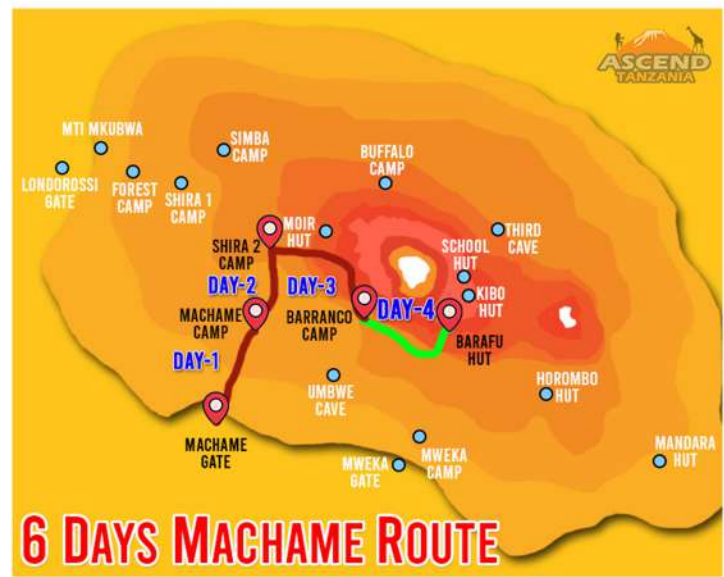
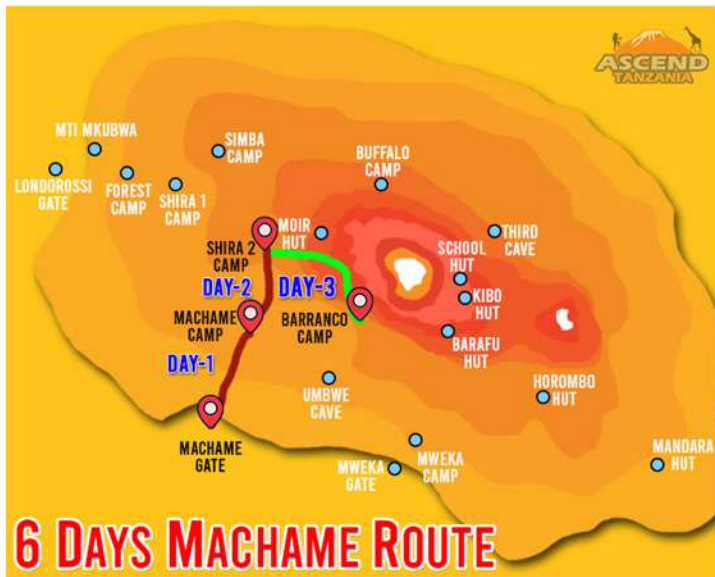
Environment -
Alpine Desert



Temperature -
Cold

 SHIRA CAMP (3,840M/12,600FT) TO
BARRANCO CAMP (3,950M/12,960FT) TOTAL
 ELEVATION GAIN: 690 METERS, 2,264 FEET

 BARRANCO CAMP (3,950M/12,960FT)
TO BARAFU CAMP (4,600M/15,100FT)
 ELEVATION GAIN: 600 METERS, 2,140
FEET



Although this up and down day ends with an elevation gain of only 110 meters, by early afternoon you will have climbed 690 meters to a height of 4,530 meters before beginning your descent to Barranco Camp. This day is crucial for acclimatization.

Leave Barranco Camp after an early breakfast to begin the long hike to Barafu Camp. The day begins with an hour and a half scramble up the Barranco Wall. This is the hardest part of the day and in some places you will have to use your hands to pull your body up.



Day 5

Day 6



Difficulty Level -
High



Environment -
Arctic



Temperature -
Cold




Difficulty Level -
Medium



Environment -
Rain Forest




Temperature -
Moderate

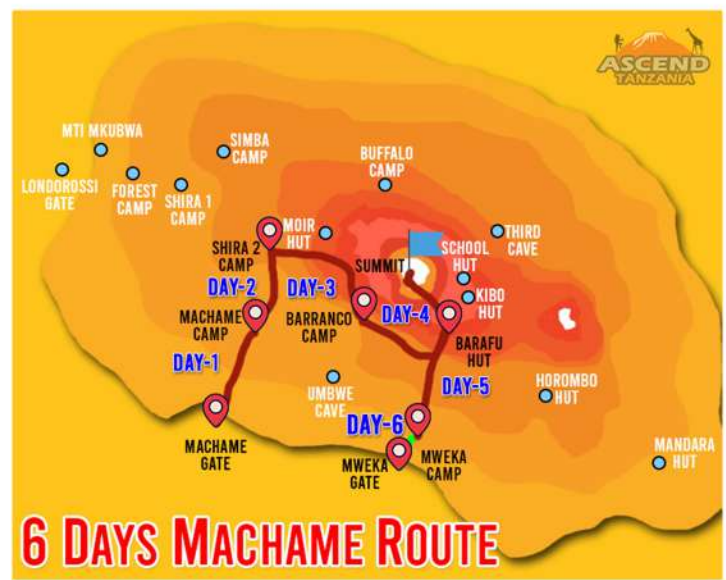
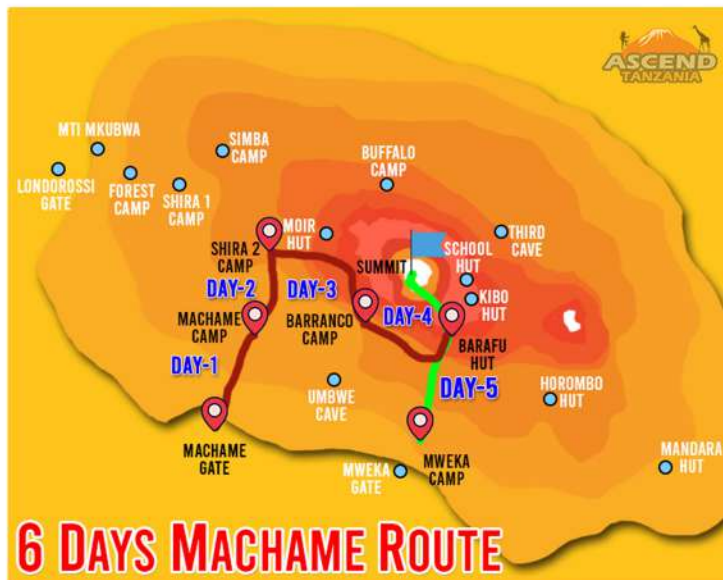
 BARAFU CAMP (4,600M/15,100FT) TO
UHURU PEAK (5,895M/19,340FT) TO MWEKA
CAMP (3,100M/10,170FT)

 ELEVATION GAIN: 1,295 METERS, 4,240 FEET

 ELEVATION LOSS: 2,795 METERS, 9,170 FEET

 MWEKA CAMP (3,100M/10,170FT) TO
MWEKA GATE (1,500M/4,920FT)

 ELEVATION LOSS: 1,600 METERS, 5,250
FEET



Around midnight, begin the final ascent to Uhuru Peak, the highest point in Africa. For the next six hours, hike by the light of your headlamp. The ascent to the crater rim is the most challenging part of the entire trek. The trail is very steep until you reach the crater rim at Stella Point.

After breakfast, finish the trek with a descent to Mweka Gate. Your last hike on Kilimanjaro is a beautiful one, passing through Kilimanjaro's cloud forest. Watch your step during the descent, as the trail can be slippery.

INCLUDE

- ✓ All park entry fees
- ✓ All camping and hut fees
- ✓ Airport transfer (round trip)
- ✓ All camping gears
- ✓ Rescue fees
- ✓ Oxygen cylinder
- ✓ Ox miter machine
- ✓ Transport to/from the mountain gates
- ✓ Guide, chef and porters salaries
- ✓ Meals(3 times per day)
- ✓ Cook and kitchen utensils
- ✓ VAT
- ✓ Daily briefing
- ✓ Boiled/Purified drinking water
- ✓ Sleeping pads
- ✓ English speaking guide (certified as a Wilderness First Responder & Emergency Medicine Adult and Child CPR)
- ✓ Special Language Guide (for \$20 per guide,per day)
- ✓ Free WiFi at the hotel
- ✓ Mobile Communications (for emergency only)
- ✓ First Aid & Injury prevention kits
- ✓ 2 night hotel stay, before and after the climb at a Budget hotel.
- ✓ 10% discount on gear rental (the discount applies for online shopping only)
- ✓ Personal Summit Certificate stamped and signed by the National Park and your Guide
- ✓ Dinner (local dish) + 2 Beers or Sodas After the climb to celebrate with the team



EXCLUDE

- ✗ International and local flight from to back home
- ✗ Tips (Gratuity) to guide and porters
- ✗ Personal mountain gear (We offer high quality Gear Rental, see below for more info)

GET FREE KILIMANJARO PACKING LIST TO MAKE SURE THAT YOU DON'T FORGET ANYTHING



Travel Documents



Travel Clothing



Climbing Clothing



First Aid Kit



Toiletries



Travel Equipment



Climbing Equipment



Personal Items



Camping Equipment



Food



CAMPING GEAR



CLOTHES



HIKING GEAR



Machame Route 6 Day

Review of Ascend Tanzania



Reviewed 18 February 2019



Jing1986
Taipei, Taiwan



This is unforgettable trip in my life! There are 6 of us. 18 porters, 1 cooks, 2 assistant guides and head guide were professional! Thanks them encouraged me when I wanted to give up. Without them, I could't reach to the summit.

Date of experience: February 2019



Honeymoon summit - 7 day Machame

Review of Ascend Tanzania



Reviewed 3 weeks ago  via mobile



Mikkel G



These folks really did an amazing job making our honeymoon climb super smooth and problem free. Our lead guide George and his assistant Dula let us go at our own pace and made sure we had what we needed, even carrying jackets and odds and ends when our small pack was too full. The food our chef Musa cooked was spectacular. He was making stuff on the side of Kilimanjaro that I'd be hard pressed to make in my own kitchen back home. We had coffee, tea, Milo (chocolate drink) with a variety of condiments. Definitely opt for the private toilet tent, trust us it is worth it. George took us to a pharmacy and we got the altitude sickness medicine for like \$3.50 a person. We did the 7 day Machame route, the only hard part was the rapid descent after summiting. [More...](#)

Date of experience: February 2019

Amazing 6-day Machame route tour

Review of Ascend Tanzania



Reviewed 27 December 2018



Dom L



We had an amazing experience on the 6-day trip on the Machame route. Our guides Mwinyi, Mfaume and Steven as well as the entire team of porters were truly warm-hearted people and always more than willing to help. Everything was organized in a very professional way. The day before we started, Mwinyi checked all of our clothes and equipment and made recommendations what we should carry or leave at the hotel and what we should rent in addition. After a short time, the guides knew exactly the capabilities and fitness of each member of our group and perfectly adjusted the pace and splitted the group when necessary so that everybody could walk in her natural pace. [More...](#)

Date of experience: December 2018

We're Here For You 24/7 Everyday! Let Us Help With Your Kilimanjaro Climb...

Please get in touch if you have questions about climbing Kilimanjaro or just want to find out more about our adventure trips..



Address Street

Moshi, Plot No. 23-H, Mankinga Street, Moshi Tanzania
Ethopia Street, Plot No. 27, Block 21 House No 3, Kaloleni



Address Email

info@ascendtanzania.com



Phone Number

+255 (0) 763 586 729
+255 (0) 754 007 126